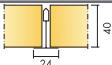
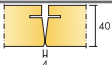




Ecophon Akusto™

Exploring a vertical art variety

A complement to acoustic ceilings, Ecophon Akusto solves acoustic challenges whilst also providing opportunities to follow current trends in design and installation. An array of colours and different textured finishes ensure that Akusto is suitable for a range of applications.

- Diversity
- Engineered
- Vertical acoustics

Product	Edge
Ecophon Akusto™ Wall A TECH Visible profiles. Panel width 1200 mm.	
Ecophon Akusto™ Wall C TECH Concealed panel connection. Panel width 600 mm.	
Ecophon Akusto™ One TECH Panel for wall applications, shaped as a square, rectangle and circle.	
Ecophon Akusto™ Wall C Akutex HS Water resistant and ventilated wall panel. Concealed panel connection.	

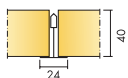
Ecophon Akusto™ Wall A TECH

Ecophon Akusto™ Wall A has an exposed profile system with a variety of surface options. This wall absorber pairs with a sound absorbing ceiling to achieve excellent acoustic properties in the room.




Lielāhīskesks, Tampere, Finland

SYSTEM RANGE




Size, mm	2700x1200
Thinline Profile	•
WP Profile	•
Thickness (THK)	40
Inst. Diag.	M353, M304



Akusto Wall A



Akusto Wall A system with Connect Channel trim and Connect T24 Main



Akusto Wall A system with Connect Channel trim and Connect Recessed



Akusto Wall system with Connect Thinline profiles

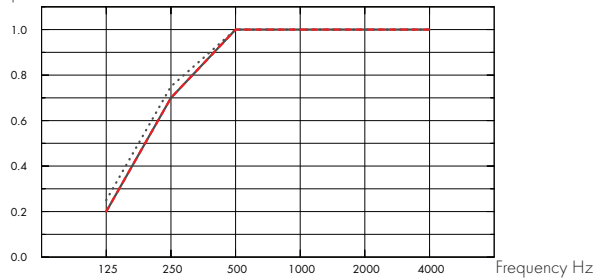


Acoustics

Sound Absorption:

Test results according to EN ISO 354. Classification according to EN ISO 11654, and the single value ratings for Noise Reduction Coefficient, NRC and Sound Absorption Average, SAA according to ASTM C 423.

α_p Practical sound absorption coefficient



... Akusto Wall A Akutex FT 40 mm, 50 mm o.d.s.

– Akusto Wall A Texona 40 mm, 50 mm o.d.s.

--- Akusto Wall A Super G 40 mm, 50 mm o.d.s.

o.d.s = overall depth of system

	THK mm	o.d.s. mm	α_p Practical sound absorption coefficient						α_w	Sound absorption class
			125 Hz	250 Hz	500 Hz	1000 Hz	2000 Hz	4000 Hz		
Akutex FT	40	50	0.25	0.75	1.00	1.00	1.00	1.00	1.00	A
Texona	40	50	0.20	0.70	1.00	1.00	1.00	1.00	1.00	A
Super G	40	50	0.20	0.70	1.00	1.00	1.00	1.00	1.00	A

THK mm	AC(1.5)
40	Articulation Class, ASTM E1111, ASTM E1110
	230



Indoor Air Quality

Certificate / Label	Akutex FT	Super G	Texona
French VOC, A	•	•	•
Finnish M1			•



Circularity

Fully recyclable.



Fire safety

Country	Standard	Class
Europe	EN 13501-1	A2-s1,d0

The glass wool core of the tiles is tested and classified as non-combustible according to EN ISO 1182.



Humidity Resistance

Class C, relative humidity 95% and 30°C, according to EN 13964:2014



Visual appearance

Akusto in white has high light reflectance. Light reflectance and nearest NCS colour sample for all the different colours: See Ecophon Colours and surfaces.



Cleanability

Daily dusting, vacuum cleaning and weekly wet wiping (Super G and Akutex FT surfaces). Weekly dusting and vacuum cleaning (Texona surface).



Accessibility

The tiles are not demountable except in selected installation diagrams. See quantity specification for more information.



Installation

Installed according to installation diagrams, installation guides and drawing aid. For information regarding minimum overall depth of system see quantity specification. The systems should not be placed behind goals or similar areas where they frequently will be hit by hard ball shots. In such cases a protective net in front of the system is recommended.



Mechanical properties

No additional live load is allowed.



Impact Resistance

Surface	M-sketch	Class
Super G	M353	Fulfills

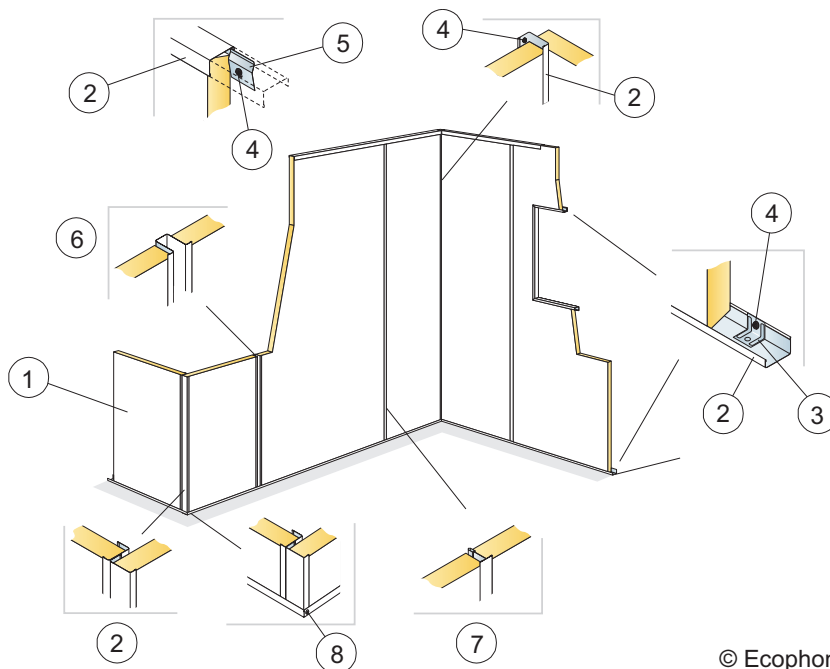
Tested and classified according to EN 13964 annex D and fulfills the demands corresponding to DIN 18032 part 3. Texona surface has moderate impact resistance. Please note: Where the panels are subjected to frequent blows and impacts e.g. behind goal mouths, protection in form of e.g. restraining nets or wooden slats is required.



CE

Ecophon ceiling systems are CE marked according to the European harmonized standard EN13964:2014. CE marked construction products are covered by a Declaration of Performance (DOP) which enables customers and users to easily compare performance of products available on the European market.

INSTALLATION DIAGRAM (M353) FOR ECOPHON AKUSTO WALL A

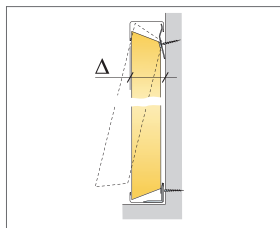


© Ecophon Group

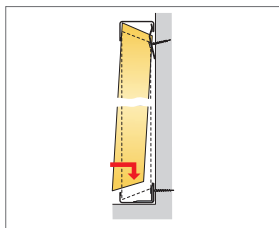
QUANTITY SPECIFICATION (EXCL. WASTAGE)

		Size, mm
		2700x1200
1	Ecophon Akusto Wall A	0,31/m ²
2	Connect Channel trim, fixed at 300 mm centres. Connect Direct fixing plate is placed inside at each fixing point if the panel is not supported by the floor.	as required
3	Connect Direct fixing plate	as required
4	Connect Installation screw MVL (for use in plasterboard or timber)	as required
5	Connect Fixing bracket, fixed at 400 mm centres.	as required
6	Alt.1 Connect Recessed profile, (Installation: kept in position with the Channel trims)	as required
7	Alt.2 Connect T24 Main runner, not used in a impact resistant installation, (Installation: kept in position with the Channel trims)	as required
8	Connect Installation screw BR	as required
Δ Min. overall depth of system: 44 mm		

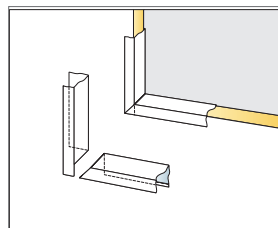
For impact resistant installations: Use HD profiles and secure with additional Connect Installation screw BR where needed.



See Quantity specification



Detail of installation

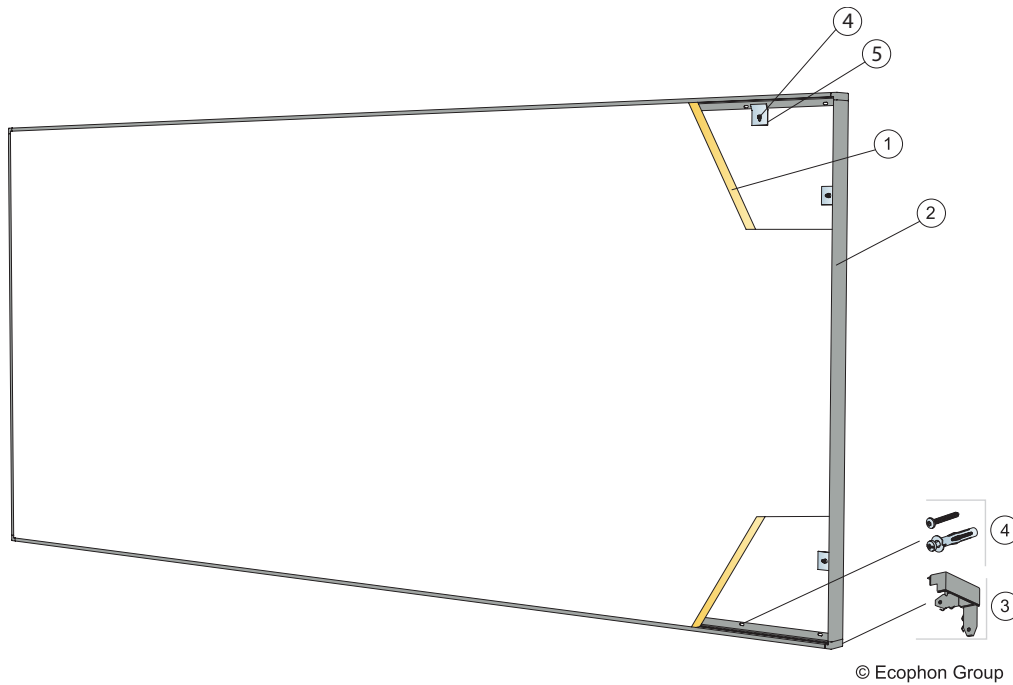


Cutting of channel trim for internal corner

Size, mm	Max live load [N]	Min load bearing capacity [N]
2700x1200	0	-

Live load/load bearing capacity

INSTALLATION DIAGRAM (M304) FOR ECOPHON AKUSTO WALL A WITH CONNECT THINLINE PROFILES.

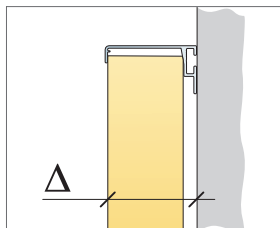


QUANTITY SPECIFICATION (EXCL. WASTAGE)

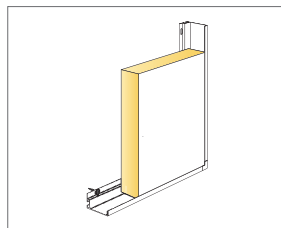
		Size, mm
		2700x1200
1	Ecophon Akusto Wall A	0,31/m ²
2	Connect Thinline Profile, L=2678 mm	as required
3	Connect Thinline Corner	as required
4	Alt. 1: Installation screw, (select fastener according to wall material)	as required
5	Alt. 1: Connect Fixing bracket, fixed at 400 mm centres.	as required
6	Alt. 2: Installation screw, installed at 200 mm centres (select fastener according to wall material)	as required

Δ Min. overall depth of system: 49 mm


Alt. 1: Max size of panel 1,45 m².



See Quantity Specification



Detail of panel with Thinline frame



Size, mm	Max live load [N]	Min load bearing capacity [N]
2700x1200	0	-

Live load/load bearing capacity



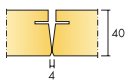
Ecophon Akusto™ Wall C TECH

Ecophon Akusto™ Wall C has a concealed grid and bevelled edge to create a narrow groove between each panel. Available in a variety of surface options. Excellent room acoustic properties are achieved when this wall absorber is paired with a sound absorbing ceiling.




Kliniken Maria Hilf, Marchenlochbach, Germany

SYSTEM RANGE



Size, mm	2700x600
Thinline Profile	•
WP Profile	•
Thickness (THK)	40
Inst. Diagr.	M354, M356, M355, M235, M303



Akusto Wall C



Section of Akusto Wall C System



Akusto Wall C system with Connect WP profile and external corner



Wall Panel C system with Connect WP profile and external corner

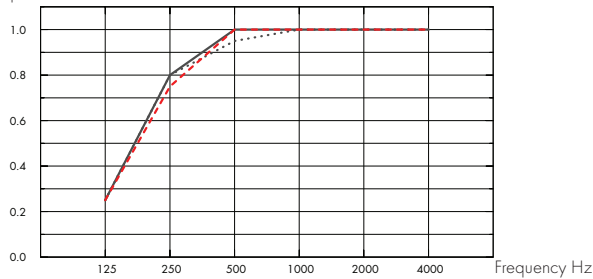


Acoustics

Sound Absorption:

Test results according to EN ISO 354. Classification according to EN ISO 11654, and the single value ratings for Noise Reduction Coefficient, NRC and Sound Absorption Average, SAA according to ASTM C 423.

α_p Practical sound absorption coefficient



... Akusto Wall C Akutex FT 40 mm, 50 mm o.d.s.

– Akusto Wall C Texona 40 mm, 50 mm o.d.s.

--- Akusto Wall C Super G 40 mm, 50 mm o.d.s.

o.d.s = overall depth of system

	THK mm	o.d.s. mm	α_p Practical sound absorption coefficient						α_w	Sound absorption class
			125 Hz	250 Hz	500 Hz	1000 Hz	2000 Hz	4000 Hz		
Akutex FT	40	50	0.25	0.80	0.95	1.00	1.00	1.00	1.00	A
Texona	40	50	0.25	0.80	1.00	1.00	1.00	1.00	1.00	A
Super G	40	50	0.25	0.75	1.00	1.00	1.00	1.00	1.00	A

THK mm	AC(1.5) Articulation Class, ASTM E1111, ASTM E1110
40	240



Indoor Air Quality

Certificate / Label	Akutex FT	Super G	Texona
French VOC, A	•	•	•
Finnish M1			•



Circularity

Fully recyclable.



Fire safety

Country	Standard	Class
Europe	EN 13501-1	A2-s1,d0

The glass wool core of the tiles is tested and classified as non-combustible according to EN ISO 1182.



Humidity Resistance

Class C, relative humidity 95% and 30°C, according to EN 13964:2014



Visual appearance

Akusto in white has high light reflectance. Light reflectance and nearest NCS colour sample for all the different colours: See Ecophon Colours and surfaces.



Cleanability

Daily dusting, vacuum cleaning and weekly wet wiping (Super G and Akutex FT surfaces). Weekly dusting and vacuum cleaning (Texona surface).



Accessibility

The tiles are not demountable except in selected installation diagrams. See quantity specification for more information.



Installation

Installed according to installation diagrams, installation guides and drawing aid. For information regarding minimum overall depth of system see quantity specification. The systems should not be placed behind goals or similar areas where they frequently will be hit by hard ball shots. In such cases a protective net in front of the system is recommended.



Mechanical properties

No additional live load is allowed.



Impact Resistance

Surface	M-sketch	Class
Super G	M354	Fulfills

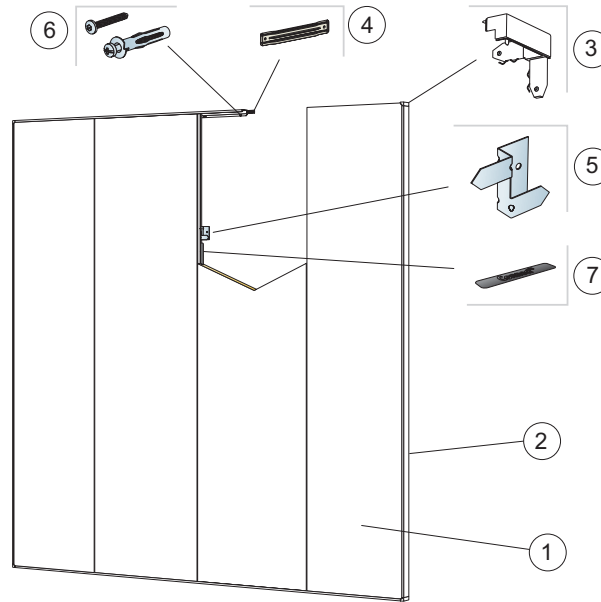
Tested and classified according to EN 13964 annex D and fulfills the demands corresponding to DIN 18032 part 3.



CE

Ecophon ceiling systems are CE marked according to the European harmonized standard EN13964:2014. CE marked construction products are covered by a Declaration of Performance (DOP) which enables customers and users to easily compare performance of products available on the European market.

INSTALLATION DIAGRAM (M356) FOR ECOPHON AKUSTO WALL C VERTICAL INSTALLATION WITH CONNECT THINLINE PROFILES.

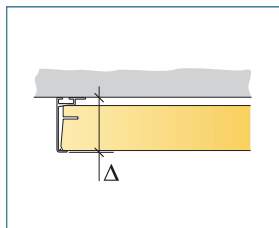


© Ecophon Group

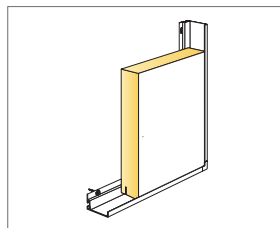
QUANTITY SPECIFICATION (EXCL. WASTAGE)

	Size, mm
	2700x600
1 Akusto Wall C	0,62/m ²
2 Connect Thinline Profile, L=2678 mm	as required
3 Connect Thinline Corner	as required
4 Connect Thinline Splice. used to extend Thinline profiles where needed.	as required
5 Connect Ambit fixing, for panel support every 1000 mm	as required
6 Installation screw, installed at 200 mm centres (select fastener according to wall material)	as required
7 Connect Spline	as required

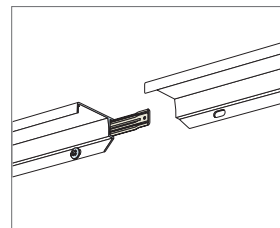
Δ Overall depth of system: 49 mm



See Quantity specification



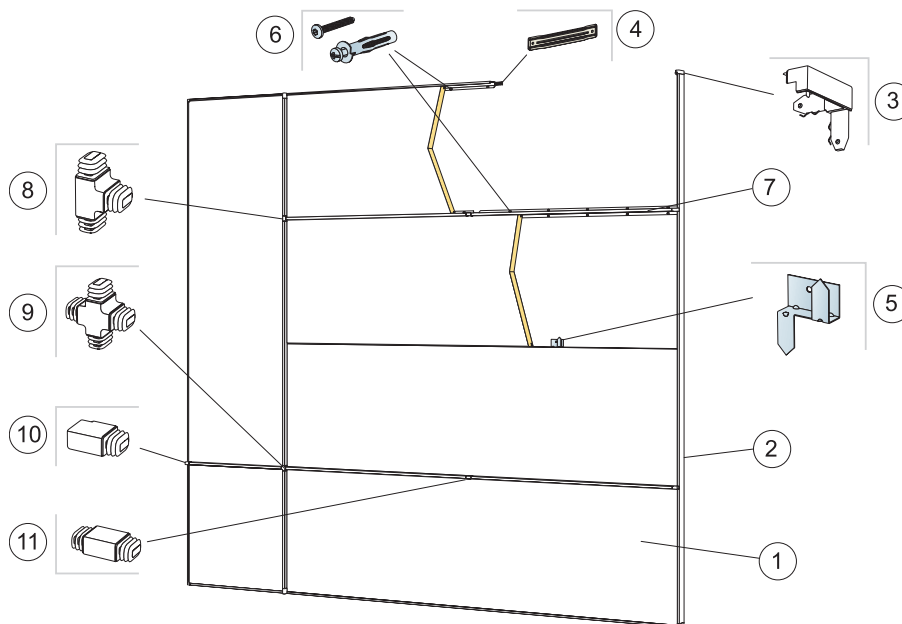
Detail of panel with Thinline system



Detail of Thinline splice

Size, mm	Max live load [N]	Min load bearing capacity [N]
2700x600	0	-

Live load/load bearing capacity

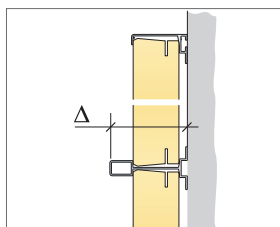


© Ecophon Group

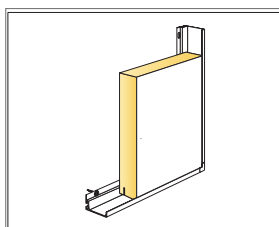
QUANTITY SPECIFICATION (EXCL. WASTAGE)

		Size, mm
		2700x600
1	Akusto Wall C	0,62/m ²
2	Connect Thinline Profile, L=2678 mm	as required
3	Connect Thinline Corner	as required
4	Connect Thinline Splice, used to extend Thinline profiles where needed.	as required
5	Connect Ambit fixing, for panel support every 1000 mm	as required
6	Installation screw, installed at 200 mm centres (select fastener according to wall material)	as required
7	Connect Structure profile, used to highlight or divide into patterns (optional), L=2700 mm	as required
8	Connect Structure T-junction, used to create a meeting between 3 structure profiles (optional)	as required
9	Connect Structure X-junction, used to create a meeting between 4 structure profiles (optional)	as required
10	Connect Structure ending, used at the ends of the Structure profiles (optional)	as required
11	Connect Structure I-junction, used to extend Structure profiles (optional)	as required

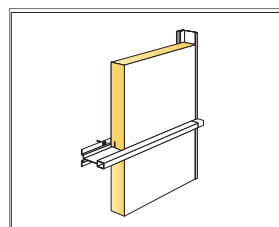
Δ Overall depth of system: 67 mm



See Quantity specification



Detail of panel with Thinline system



Detail of panel with Structure profile

Size, mm	Max live load [N]	Min load bearing capacity [N]
2700x600	0	-

Live load/load bearing capacity



Ecophon Akusto™ One TECH

Ecophon Akusto™ One is a panel for wall applications offered in square, rectangle or circle shapes. It offers a multitude of design possibilities thanks to the many different formats and colours.




Helsingborg, Sweden


SYSTEM RANGE




Size, mm	Ø592	592x592	Ø792	Ø1192	1192x292	1192x592
Special Fixing	•	•	•	•	•	•
Thickness (THK)	40	40	40	40	40	40
Inst. Diag.	M372	M371	M372	M372	M371	M371




Akusto One panel



Installation with Connect™ One trim and Connect™ Absorber anchor one



Installation with Connect™ One hook



Installation with Connect™ One fixing



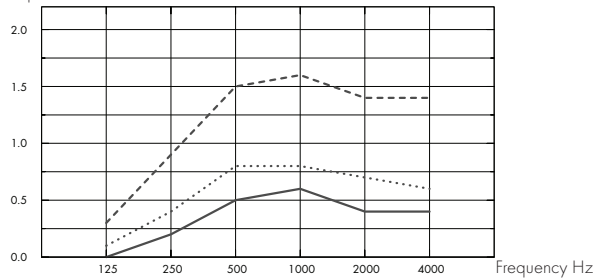
Acoustics

The values in the diagram refer to a single unit. If the units are arranged in a cluster with distances between units less than 0,5 meters, the Aeq per unit will be slightly reduced.

Sound Absorption:

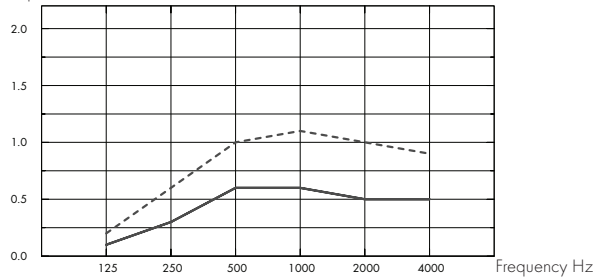
Test results according to EN ISO 354.

A_{eq} Equivalent absorption area per unit (m² sabin)



- Akusto One Ø592, 48 mm o.d.s.
 - ... Akusto One Ø792, 48 mm o.d.s.
 - Akusto One Ø1192, 48 mm o.d.s.
- o.d.s = overall depth of system

A_{eq} Equivalent absorption area per unit (m² sabin)



- Akusto One 592x592, 48 mm o.d.s.
 - Akusto One 1192x292, 48 mm o.d.s.
 - Akusto One 1192x592, 48 mm o.d.s.
- o.d.s = overall depth of system

	THK mm	o.d.s. mm	A _{eq} Equivalent absorption area per unit (m ² sabin)					
			125 Hz	250 Hz	500 Hz	1000 Hz	2000 Hz	4000 Hz
Ø592	40	48	0.00	0.20	0.50	0.60	0.40	0.40
Ø792	40	48	0.10	0.40	0.80	0.80	0.70	0.60
Ø1192	40	48	0.30	0.90	1.50	1.60	1.40	1.40
592x592	40	48	0.10	0.30	0.60	0.60	0.50	0.50
1192x292	40	48	0.10	0.30	0.60	0.60	0.50	0.50
1192x592	40	48	0.20	0.60	1.00	1.10	1.00	0.90



Indoor Air Quality

Certificate / Label

French VOC, A

Finnish M1



Circularity

Fully recyclable.



Fire safety

Country	Standard	Class
Europe	EN 13501-1	A2-s1,d0

The glass wool core of the tiles is tested and classified as non-combustible according to EN ISO 1182.



Humidity Resistance

Class C, relative humidity 95% and 30°C, according to EN 13964:2014



Visual appearance

Akusto in white has high light reflectance. Light reflectance and nearest NCS colour sample for all the different colours: See Ecophon Colours and surfaces.



Cleanability

Daily dusting, vacuum cleaning and weekly wet wiping (Akutex FT surfaces). Weekly dusting and vacuum cleaning (Texona surface).



Accessibility

The tiles are easily demountable.



Installation

Installed according to installation diagrams, installation guides and drawing aid. For information regarding minimum overall depth of system see quantity specification.



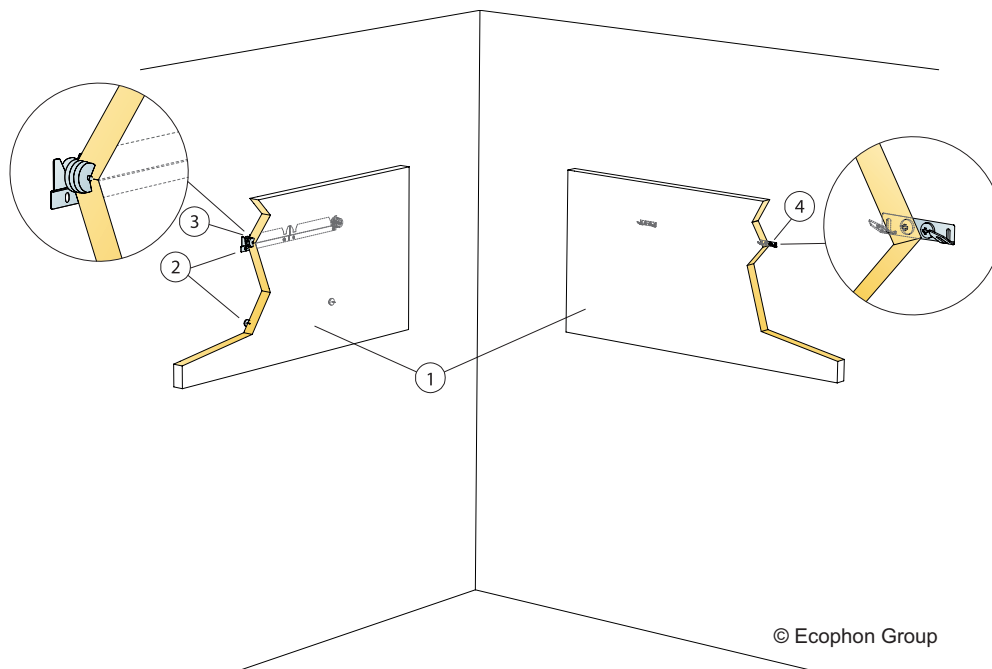
Mechanical properties

No additional live load is allowed.



CE

Ecophon ceiling systems are CE marked according to the European harmonized standard EN13964:2014. CE marked construction products are covered by a Declaration of Performance (DOP) which enables customers and users to easily compare performance of products available on the European market.

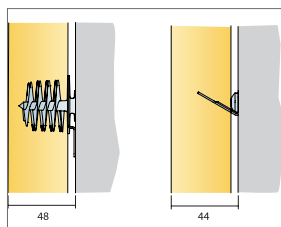


© Ecophon Group

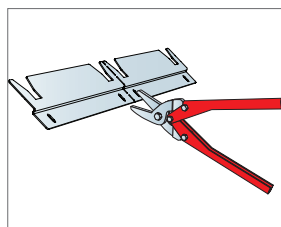
QUANTITY SPECIFICATION (EXCL. WASTAGE)

		Size, mm		
		592x592	1192x292	1192x592
1	Akusto One	2,8/m ²	2,8/m ²	1,4/m ²
2	Alt. 1 Connect One trim (wall distance included)	1/panel	1/panel	1/panel
3	Alt. 1 Connect Absorber anchor one	2/panel	2/panel	2/panel
4	Alt. 2 Connect One hook fixing	2/panel	2/panel	2/panel

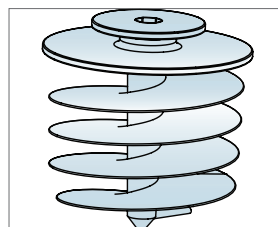
Δ Min. overall depth of system: Δ1 48 mm / Δ2 44 mm



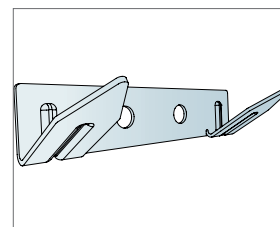
See Quantity specification



Connect One trim can be divided into two suspension trims

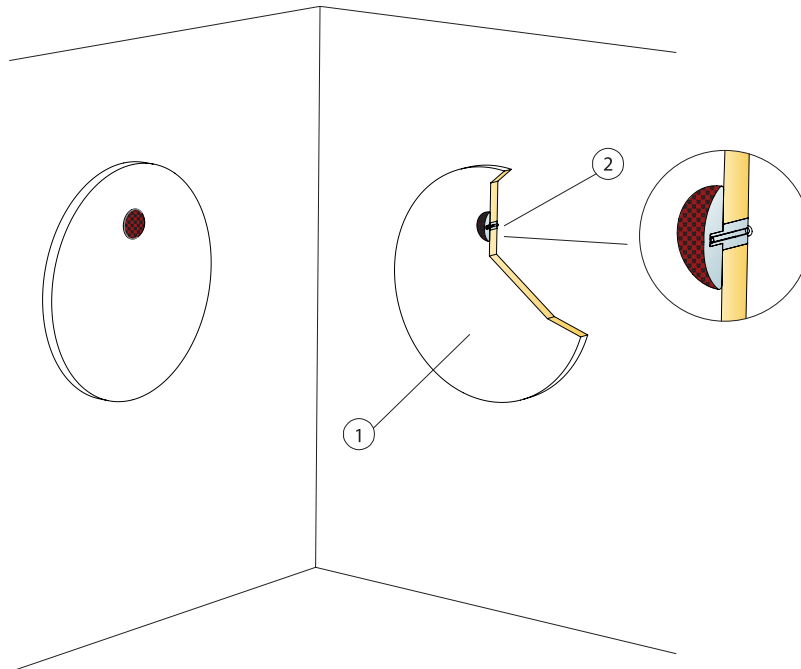


Connect Absorber anchor one used together with Connect One trim



Connect One hook fixing

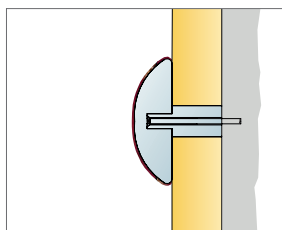
INSTALLATION DIAGRAM (M372) FOR ECOPHON AKUSTO ONE



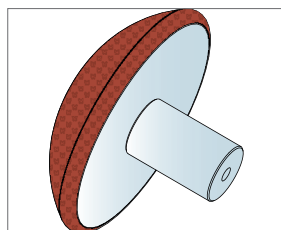
QUANTITY SPECIFICATION (EXCL. WASTAGE)

		Size, mm
		Ø800
1	Akusto One	
2	Connect One fixing	

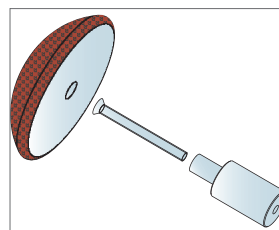
Δ Min. overall depth of system: 40 mm



See Quantity specification



Connect One fixing available in 4 different colours



Installation with Connect One fixing





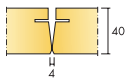
Ecophon Akusto™ Wall C Akutex HS

Ecophon Akusto™ Wall C Akutex HS has a concealed grid and bevelled edge to create a narrow groove between each panel. Suitable for swimming pool areas, it's compatible with high humidity, corrosivity and occasional direct water.




Unspecified

SYSTEM RANGE



Size, mm	2700x600
Thinline Profile	•
Thickness (THK)	40
Inst. Diag.	M435C4



Akusto Wall C Akutex HS



Section of Akusto Wall C Akutex HS System



Akusto Wall C Akutex HS system with Connect Thinline Profile and distance

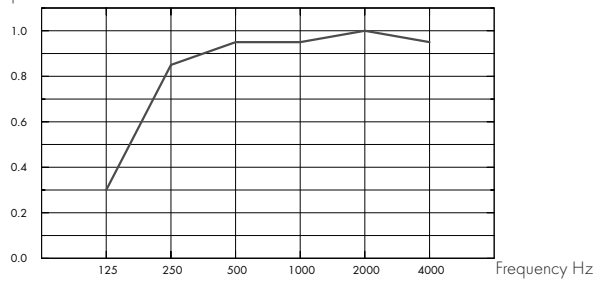


Acoustics

Sound Absorption:

Test results according to EN ISO 354. Classification according to EN ISO 11654.

α_p Practical sound absorption coefficient



– Akusto Wall C Akutex HS 40 mm, 60 mm o.d.s.

o.d.s = overall depth of system

THK mm	o.d.s. mm	α_p Practical sound absorption coefficient						α_w	Sound absorption class
		125 Hz	250 Hz	500 Hz	1000 Hz	2000 Hz	4000 Hz		
40	60	0.30	0.85	0.95	0.95	1.00	0.95	1.00	A



Indoor Air Quality

Certificate / Label

French VOC, A

Finnish M1



Fire safety

Country	Standard	Class
Europe	EN 13501-1	A2-s1,d0

The glass wool core of the tiles is tested and classified as non-combustible according to EN ISO 1182.



Humidity Resistance

Class C, relative humidity 95% and 30°C, according to EN 13964:2014



Visual appearance

White 500, nearest NCS colour sample S 0500-N, 84% light reflectance.



Cleanability

Daily dusting and vacuum cleaning. Weekly wet wiping.



Accessibility

The tiles are not demountable except in selected installation diagrams. See quantity specification for more information.



Installation

Installed according to installation diagrams, installation guides and drawing aid. For information regarding minimum overall depth of system see quantity specification. The systems should not be placed behind goals or similar areas where they frequently will be hit by hard ball shots. In such cases a protective net in front of the system is recommended.



Mechanical properties

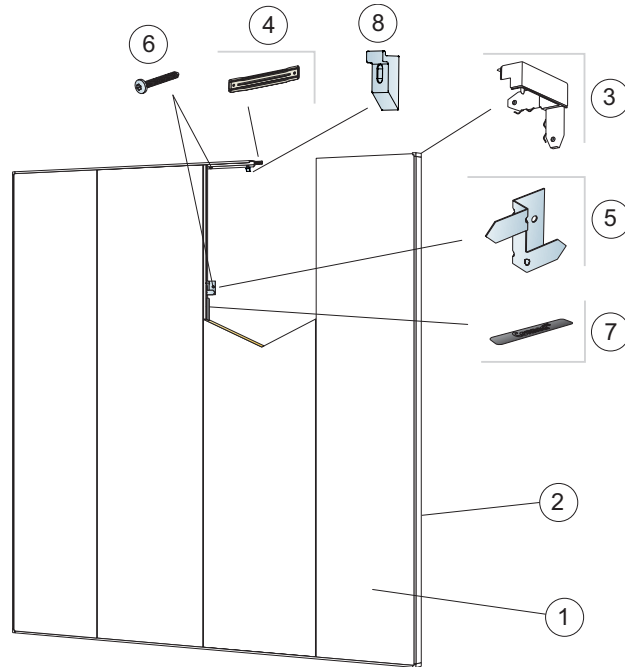
See table about Max live load and Min load bearing capacity and Functional demands, Mechanical properties at www.ecophon.com.



CE

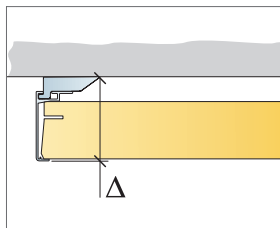
Ecophon ceiling systems are CE marked according to the European harmonized standard EN13964:2014. CE marked construction products are covered by a Declaration of Performance (DOP) which enables customers and users to easily compare performance of products available on the European market.

INSTALLATION DIAGRAM (M435C4) FOR ECOPHON AKUSTO™ WALL C AKUTEX HS VERTICAL INSTALLATION WITH CONNECT THINLINE PROFILE AND DISTANCE.

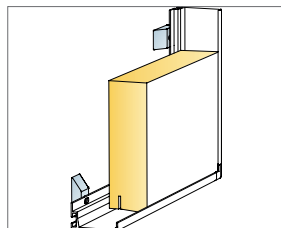


QUANTITY SPECIFICATION (EXCL. WASTAGE)

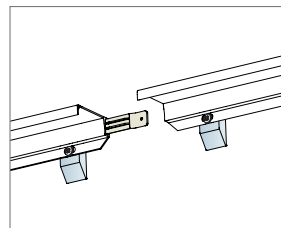
		Size, mm
		2700x600
1	Akusto Wall C Akutex HS	0,62/m ²
2	Connect Thinline Profile, L=2678 mm	as required
3	Connect Thinline Corner	as required
4	Connect Thinline Splice. used to extend Thinline profiles where needed.	as required
5	Connect Ambit Fixing C4, for panel support every 1000 mm	as required
6	Installation screw C4, installed at 200 mm centres (select fastener according to wall material)	as required
7	Connect Spline	as required
8	Connect Distance C4, installed at 200 mm centres	as required
Δ Overall depth of system: 59 mm		
Minimum quantity of tiles is three panels		



See Quantity Specification



Detail of panel with Thinline system C4



Detail of Thinline splice C4

